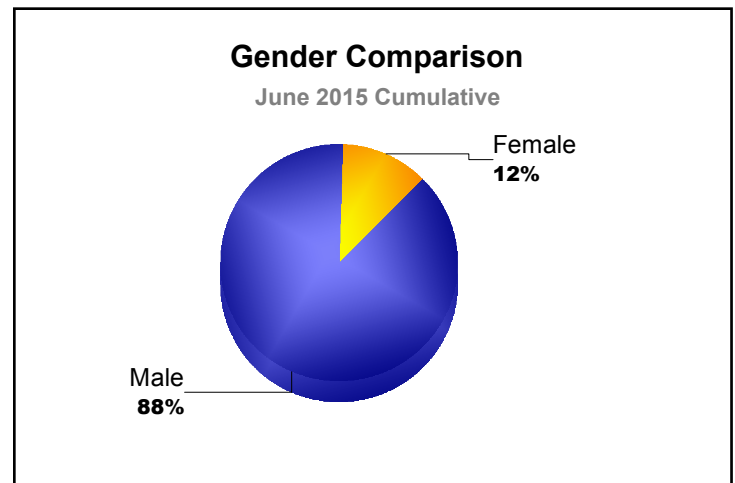
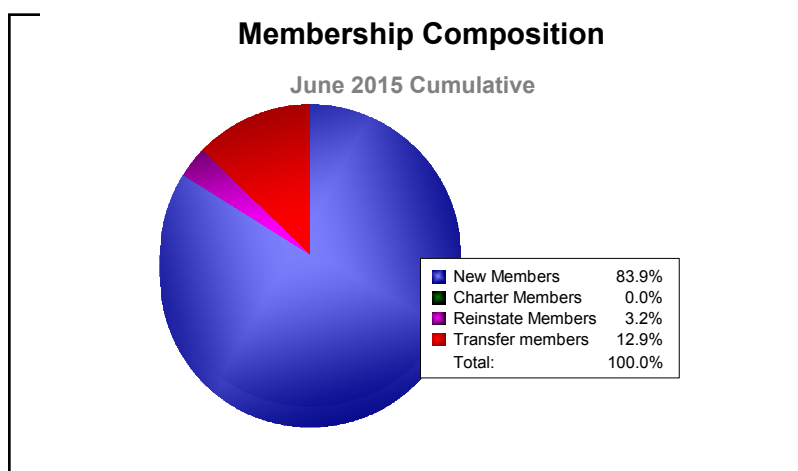
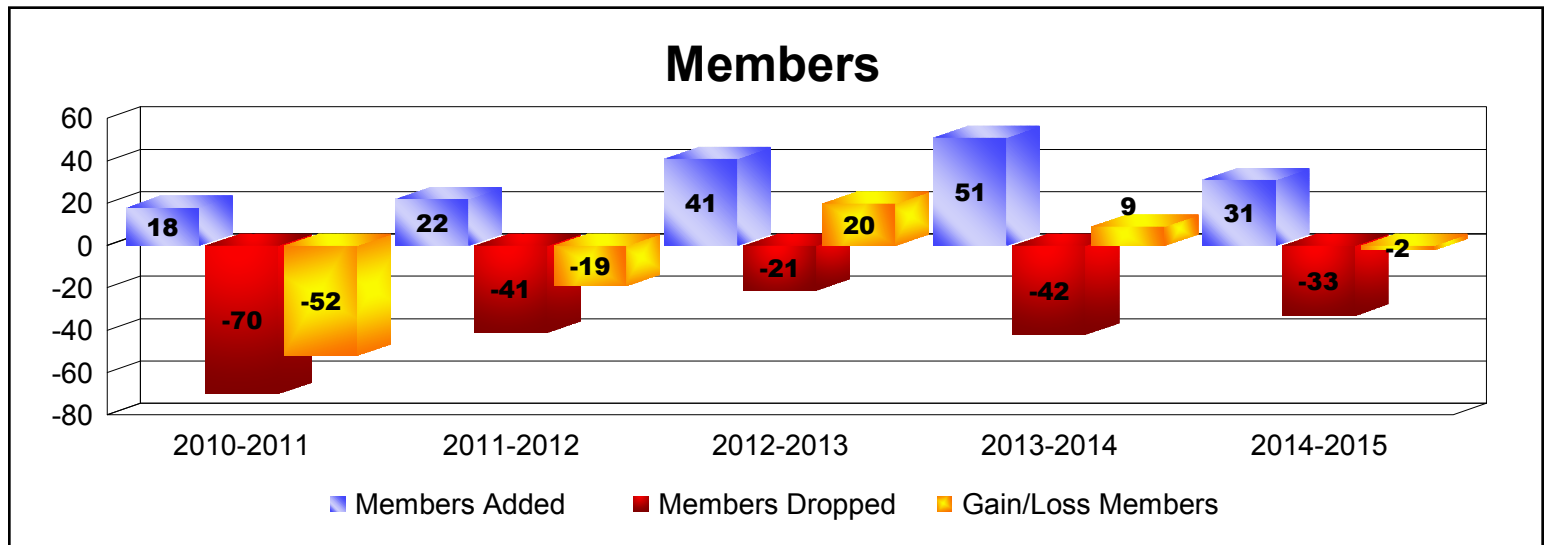
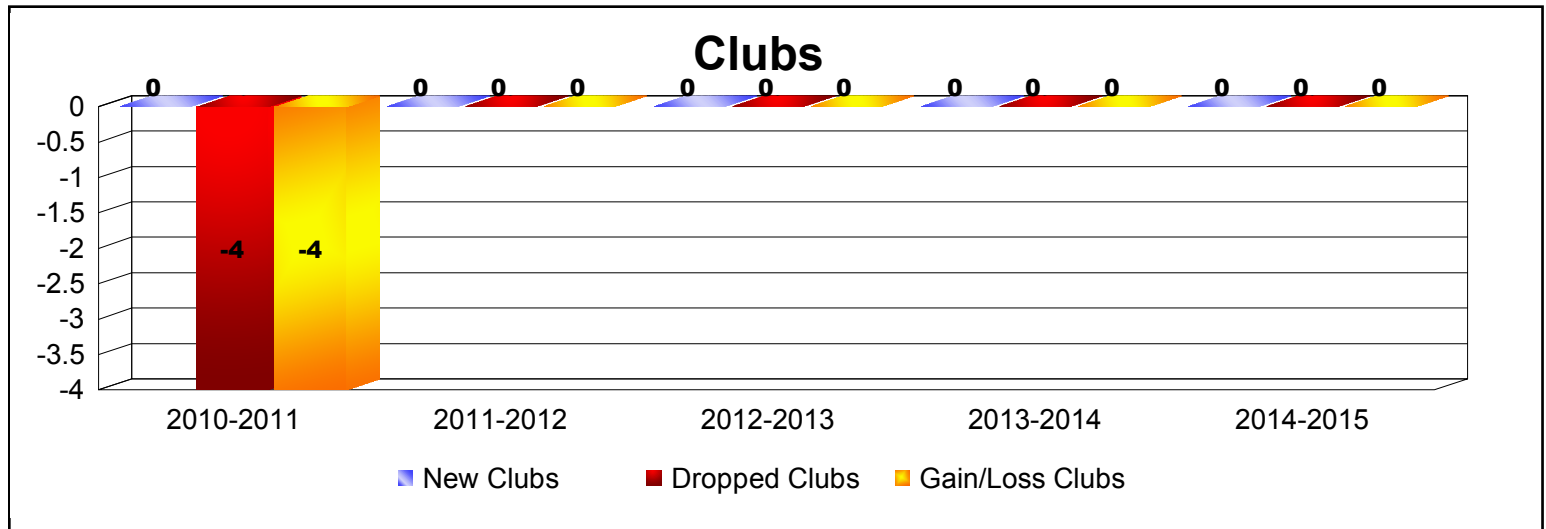
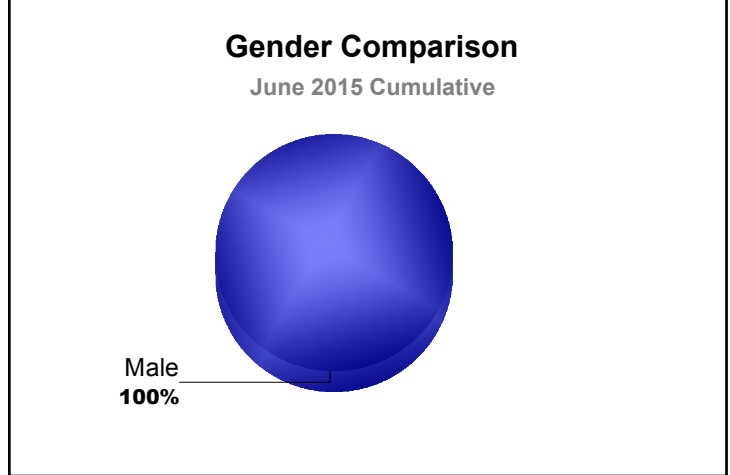
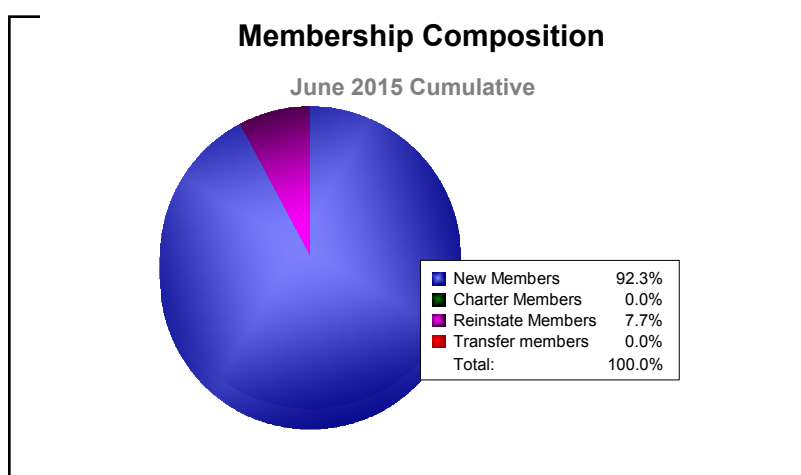
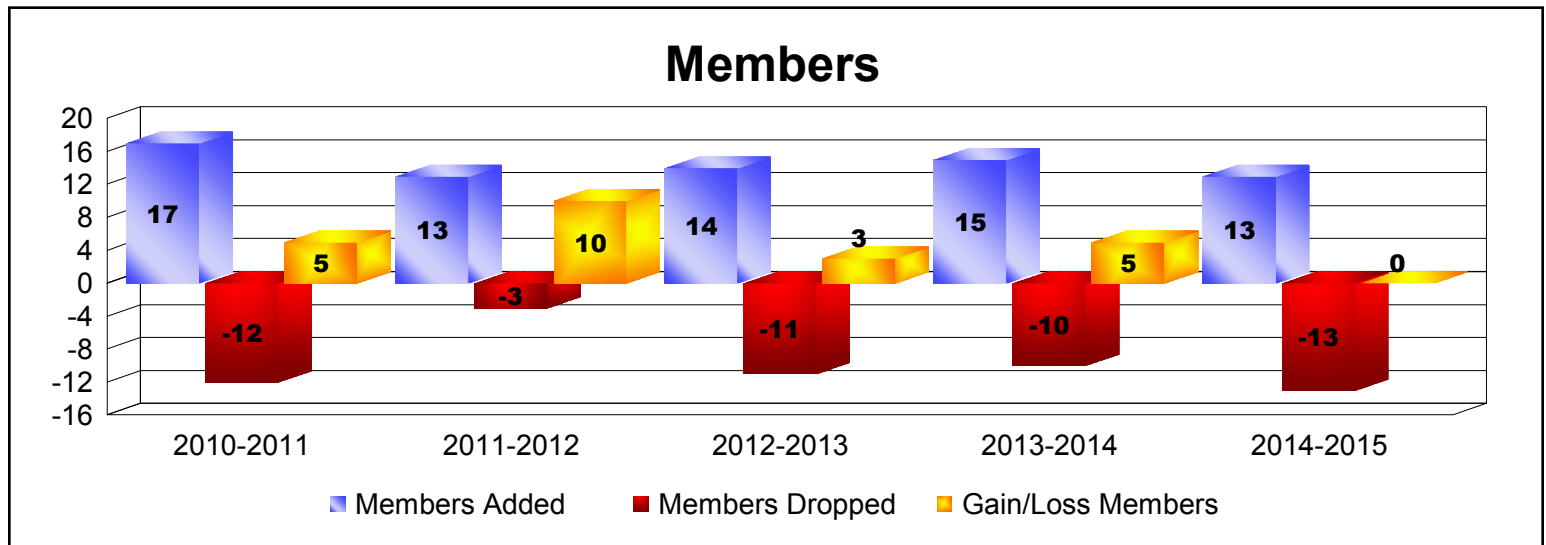
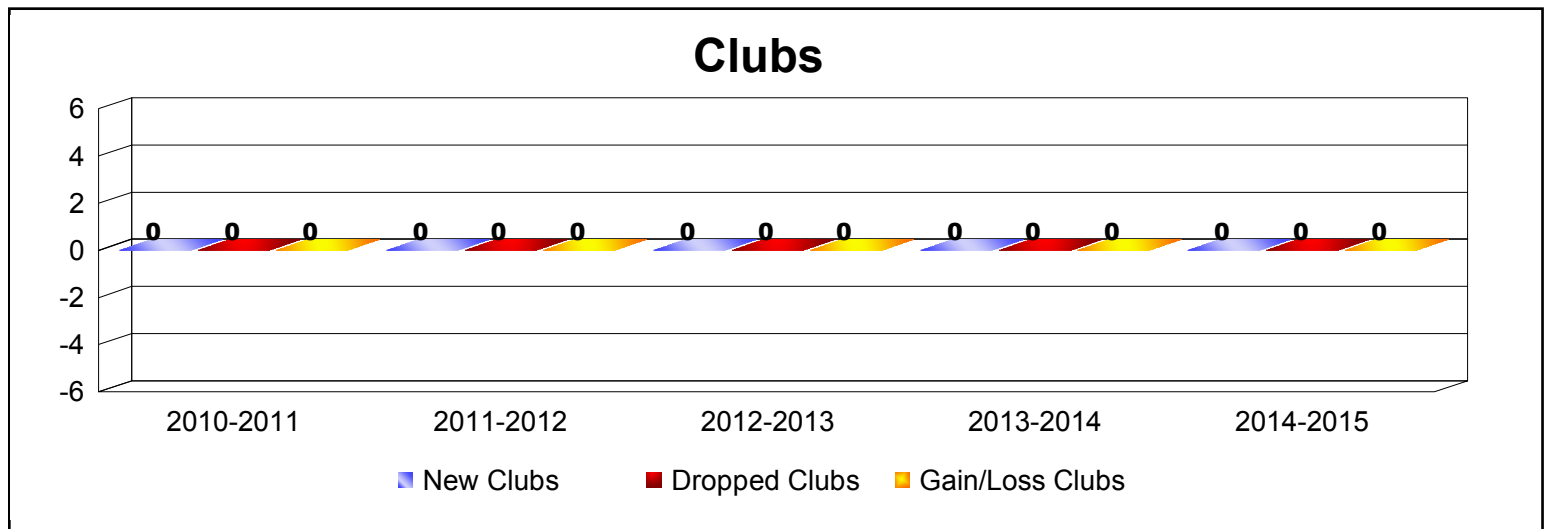


Year	New Clubs	Dropped Clubs	Gain/ Loss Clubs	New Members	Charter Members	Reinstate Members	Transfer Members	Total Member Added	Total Members Dropped	Gain/ Loss Members
2010-2011	0	-4	-4	13	0	1	4	18	-70	-52
2011-2012	0	0	0	20	0	2	0	22	-41	-19
2012-2013	0	0	0	40	0	1	0	41	-21	20
2013-2014	0	0	0	40	0	10	1	51	-42	9
2014-2015	0	0	0	26	0	1	4	31	-33	-2
<b>Average</b>	<b>0</b>	<b>-1</b>	<b>-1</b>	<b>28</b>	<b>0</b>	<b>3</b>	<b>2</b>	<b>33</b>	<b>-41</b>	<b>-9</b>



Year	New Clubs	Dropped Clubs	Gain/ Loss Clubs	New Members	Charter Members	Reinstate Members	Transfer Members	Total Member Added	Total Members Dropped	Gain/ Loss Members
2010-2011	0	0	0	16	0	1	0	17	-12	5
2011-2012	0	0	0	13	0	0	0	13	-3	10
2012-2013	0	0	0	13	0	1	0	14	-11	3
2013-2014	0	0	0	13	0	1	1	15	-10	5
2014-2015	0	0	0	12	0	1	0	13	-13	0
<b>Average</b>	<b>0</b>	<b>0</b>	<b>0</b>	<b>13</b>	<b>0</b>	<b>1</b>	<b>0</b>	<b>14</b>	<b>-10</b>	<b>5</b>



Year	New Clubs	Dropped Clubs	Gain/ Loss Clubs	New Members	Charter Members	Reinstate Members	Transfer Members	Total Member Added	Total Members Dropped	Gain/ Loss Members
2010-2011	0	-3	-3	87	0	4	3	94	-168	-74
2011-2012	0	-1	-1	83	0	3	8	94	-139	-45
2012-2013	1	0	1	113	23	11	6	153	-139	14
2013-2014	1	-1	0	129	33	1	8	171	-126	45
2014-2015	0	-1	-1	103	0	4	2	109	-173	-64
<b>Average</b>	<b>0</b>	<b>-1</b>	<b>-1</b>	<b>103</b>	<b>11</b>	<b>5</b>	<b>5</b>	<b>124</b>	<b>-149</b>	<b>-25</b>

